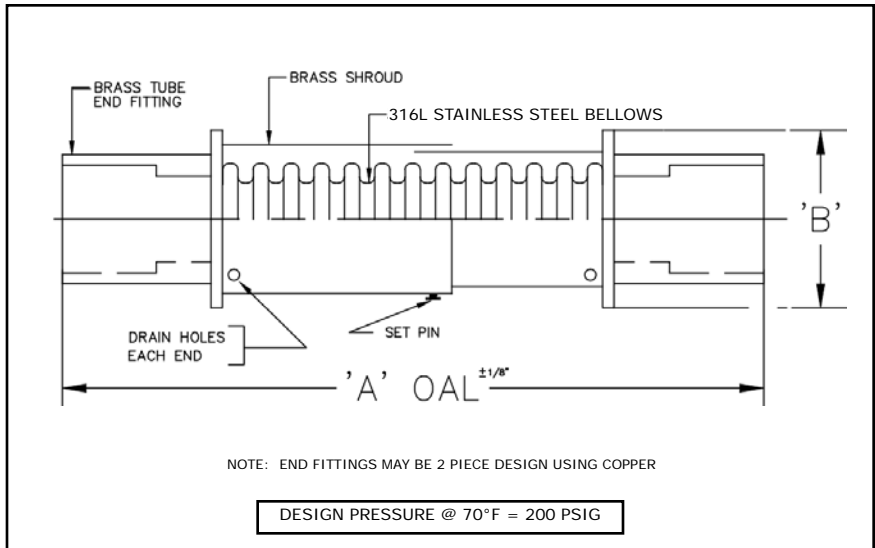










7Q SERIES QUADRA-SIDE EXPANSION COMPENSATOR W/COPPER TUBE ENDS

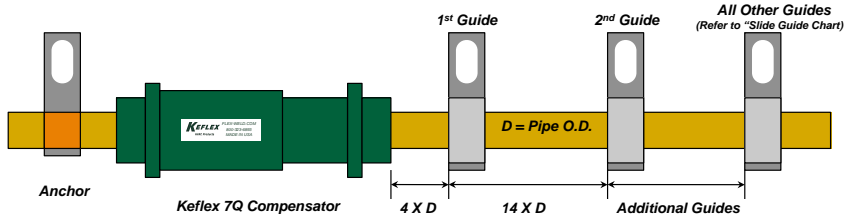
PROJECT:	
CUSTOMER:	
ENGINEER:	
ARCHITECT:	






MATERIALS OF CONSTRUCTION	
SHROUD:	BRASS
BELLOWS:	316L STAINLESS STEEL
END FITTINGS:	BRASS

QTY	ID # OR TAG #	DIA (IN)	KEFLEX PART #	'A' OAL	'B' WIDTH (sq.)	RATED STROKE		WEIGHT (LBS)	3D Model (.stp)
						COMP. (IN)	EXT. (IN)		
		3/4"	F0067QT	6 1/2"	2"	1 1/2"	1/2"	1 1/2	
		1"	F0107QT	6 1/2"	2"	1 1/2"	1/2"	1 1/2	
		1 1/4"	F0127QT	6 1/2"	2"	1 1/2"	1/2"	1 3/4	
		1 1/2"	F0147QT	6 1/2"	2 1/2"	1 1/2"	1/2"	2 3/4	
		2"	F0207QT	10"	3"	1 1/2"	1/2"	3 1/2	
		2 1/2"	F0247QT	10 3/4"	3 1/2"	1 1/2"	1/2"	5	
		3"	F0307QT	11 1/2"	4 1/2"	1 1/2"	1/2"	6 1/4	
		4"	F0407QT	13 1/2"	5 1/2"	1 1/2"	1/2"	7	

Typical Pipe Guide Installation



IMPORTANT LINKS	
BROCHURE:	
INSTALLATION INSTRUCTIONS:	
TECHNICAL DATA:	
WEBSITE:	KELCOIND.COM



MADE IN THE USA

**1425 LAKE AVE
WOODSTOCK, IL 60098
815-334-3600**