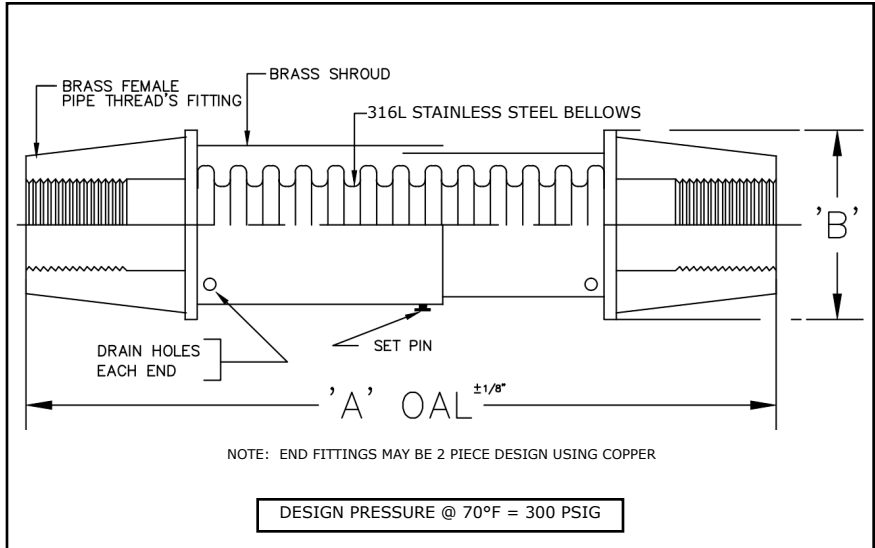










7Q SERIES QUADRA-SIDE EXPANSION COMPENSATOR W/FEMALE ENDS

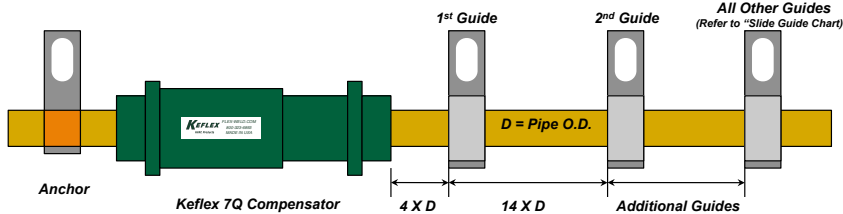
PROJECT:	
CUSTOMER:	
ENGINEER:	
ARCHITECT:	






MATERIALS OF CONSTRUCTION	
SHROUD:	BRASS
BELLOWS:	316L STAINLESS STEEL
END FITTINGS:	BRASS

QTY	ID # OR TAG #	DIA (IN)	KEFLEX PART #	'A' OAL	'B' WIDTH (SQ.)	RATED STROKE		WEIGHT (LBS)	3D Model (.stp)
						COMP. (IN)	EXT. (IN)		
		3/4"	F0067Q	6 1/2"	2"	1 1/2"	1/2"	2 1/4	
		1"	F0107Q	6 1/2"	2"	1 1/2"	1/2"	2 1/4	
		1 1/4"	F0127Q	6 1/2"	2"	1 1/2"	1/2"	2 1/2	
		1 1/2"	F0147Q	6 1/2"	2 1/2"	1 1/2"	1/2"	4	
		2"	F0207Q	6 1/2"	3"	1 1/2"	1/2"	5 3/4	
		2 1/2"	F0247Q	7"	3 1/2"	1 1/2"	1/2"	7 3/4	
		3"	F0307Q	7 3/4"	4 1/2"	1 1/2"	1/2"	11	
		4"	F0407Q	8"	5 1/2"	1 1/2"	1/2"	12	

Typical Pipe Guide Installation



IMPORTANT LINKS	
BROCHURE:	
INSTALLATION INSTRUCTIONS:	
TECHNICAL DATA:	
WEBSITE:	FLEX-WELD.COM



MADE IN THE USA

**1425 LAKE AVE
WOODSTOCK, IL 60098
800-323-6893**