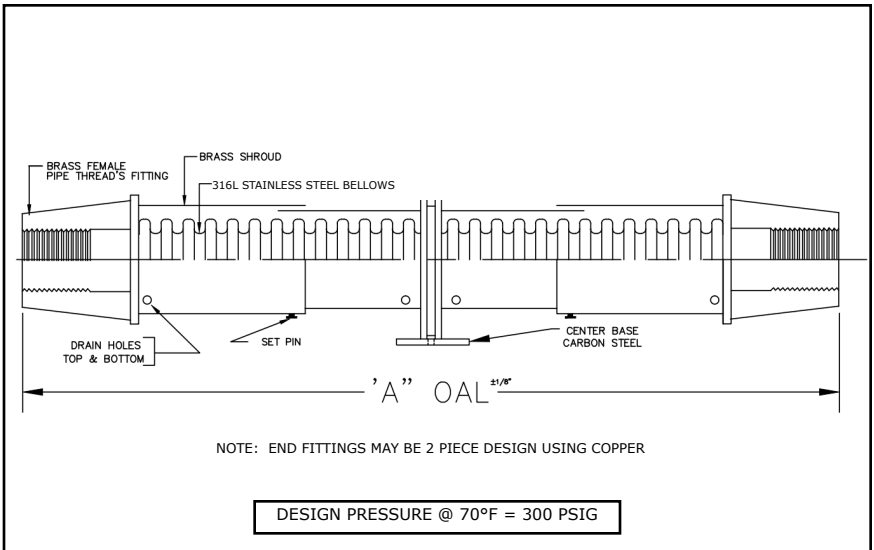










**7Q SERIES DUAL QUADRA-SIDE EXPANSION COMPENSATOR W/FEMALE ENDS**

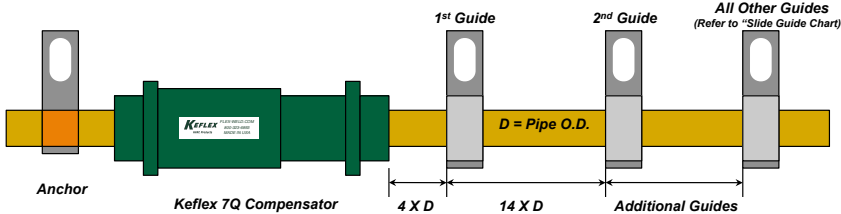
<b>PROJECT:</b>	
<b>CUSTOMER:</b>	
<b>ENGINEER:</b>	
<b>ARCHITECT:</b>	






MATERIALS OF CONSTRUCTION	
SHROUD:	BRASS
BELLOWS:	316L STAINLESS STEEL
END FITTINGS:	BRASS

QTY	ID # OR TAG #	DIA (IN)	KEFLEX PART #	'A' OAL	'B' WIDTH (sq.)	RATED STROKE		WEIGHT (LBS)	3D Model (.stp)
						COMP. (IN)	EXT. (IN)		
		3/4"	F0067QD	11 1/2"	2"	3"	1"	3 3/4	
		1"	F0107QD	11 1/2"	2"	3"	1"	3 3/4	
		1 1/4"	F0127QD	11 1/2"	2"	3"	1"	3 3/4	
		1 1/2"	F0147QD	11 1/2"	2 1/2"	3"	1"	6 1/4	
		2"	F0207QD	11 1/2"	3"	3"	1"	8 3/4	
		2 1/2"	F0247QD	12"	3 1/2"	3"	1"	11 3/4	
		3"	F0307QD	12 3/4"	4 1/2"	3"	1"	15 1/2	
		4"	F0407QD	13"	5 1/2"	3"	1"	16	

### Typical Pipe Guide Installation



IMPORTANT LINKS	
BROCHURE:	
INSTALLATION INSTRUCTIONS:	
TECHNICAL DATA:	
WEBSITE:	<a href="http://FLEX-WELD.COM">FLEX-WELD.COM</a>



MADE IN THE USA

**1425 LAKE AVE  
WOODSTOCK, IL 60098  
800-323-6893**