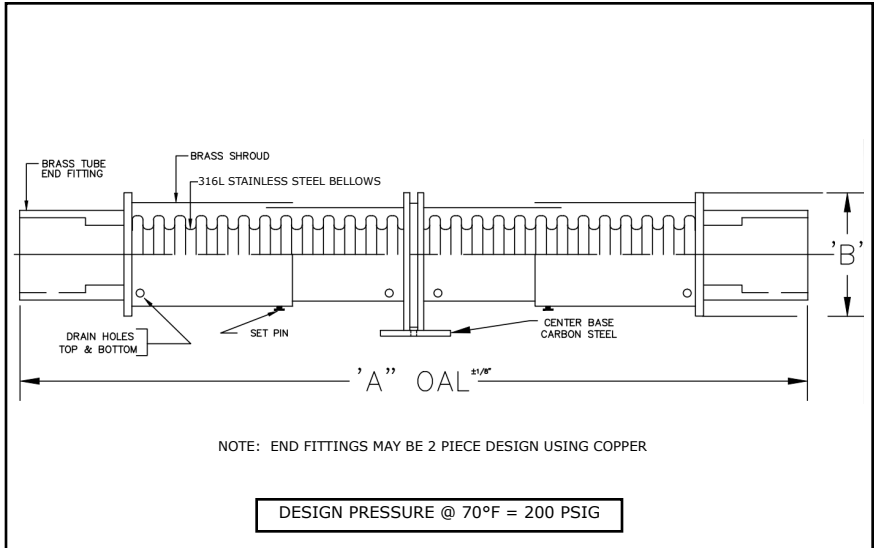










**7Q SERIES DUAL QUADRA-SIDE EXPANSION COMPENSATOR W/COPPER TUBE ENDS**

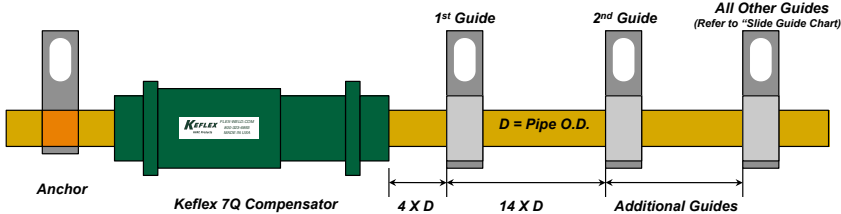
<b>PROJECT:</b>	
<b>CUSTOMER:</b>	
<b>ENGINEER:</b>	
<b>ARCHITECT:</b>	






MATERIALS OF CONSTRUCTION	
SHROUD:	BRASS
BELLOWS:	316L STAINLESS STEEL
END FITTINGS:	BRASS

QTY	ID # OR TAG #	DIA (IN)	KEFLEX PART #	'A' OAL	'B' WIDTH (sq.)	RATED STROKE		WEIGHT (LBS)	3D Model (.stp)
						COMP. (IN)	EXT. (IN)		
		3/4"	F0067QTD	11 1/2"	2"	3"	1"	2 1/2	
		1"	F0107QTD	11 1/2"	2"	3"	1"	2 1/2	
		1 1/4"	F0127QTD	11 1/2"	2"	3"	1"	3	
		1 1/2"	F0147QTD	11 1/2"	2 1/2"	3"	1"	4 1/2	
		2"	F0207QTD	15"	3"	3"	1"	6	
		2 1/2"	F0247QTD	15 3/4"	3 1/2"	3"	1"	10	
		3"	F0307QTD	16 1/2"	4 1/2"	3"	1"	12	
		4"	F0407QTD	18 1/2"	5 1/2"	3"	1"	13	

### Typical Pipe Guide Installation



IMPORTANT LINKS	
BROCHURE:	
INSTALLATION INSTRUCTIONS:	
TECHNICAL DATA:	
WEBSITE:	<a href="http://FLEX-WELD.COM">FLEX-WELD.COM</a>



**MADE IN THE USA**

**1425 LAKE AVE  
WOODSTOCK, IL 60098  
800-323-6893**